


















# SOLID WOOD

## Selection Guide



### SOLID WOOD – DOMESTIC

			
<b>Hemlock</b> Vertical Grain	<b>Hemlock</b> Mixed Grain	<b>Douglas Fir</b> Vertical Grain	<b>Douglas Fir</b> Mixed Grain
			
<b>Sitka Spruce</b> Vertical Grain	<b>Yellow Pine</b> Plain Sawn	<b>Basswood</b> Plain Sawn	<b>Poplar</b> Plain Sawn
			
<b>White Maple</b> Quarter Sawn	<b>White Maple</b> Plain Sawn	<b>Ash</b> Quarter Sawn	<b>Ash</b> Plain Sawn
			
<b>Red Oak</b> Rift Sawn	<b>Red Oak</b> Plain Sawn	<b>White Oak</b> Rift Sawn	<b>White Oak</b> Plain Sawn


#### DISCLAIMER

A single sample may not accurately represent the full range of natural variations to be expected. Due to the inherent properties and characteristics of wood, these samples should be viewed as an approximation of what can be obtained. Some wood species have more natural variance in appearance than others. We have made every effort to make colors as accurate as possible. Colors on screen may vary depending on your screen setting and resolution. **Contact LINEA for more details.**









# SOLID WOOD




## Selection Guide




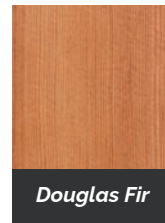

### SOLID WOOD – DOMESTIC







### SOLID WOOD – IMPORTED







### SOLID WOOD FOR EXTERIOR



### SOLID WOOD – PICKLED FINISHES



### SIMULATED FINISHES – ON HEMLOCK



### CUSTOM FINISHES AVAILABLE



Colored Clears | Custom Stains | Custom Paints | White Wash/Pickled | Exterior

#### DISCLAIMER

A single sample may not accurately represent the full range of natural variations to be expected. Due to the inherent properties and characteristics of wood, these samples should be viewed as an approximation of what can be obtained. Some wood species have more natural variance in appearance than others. We have made every effort to make colors as accurate as possible. Colors on screen may vary depending on your screen setting and resolution. **Contact LINEA for more details.**

