

CHERRY

SCIENTIFIC NAME: *Prunus serotina*



DISTRIBUTION AND AVAILABILITY



- Eastern North America
- Readily Available

COLOR:

Range Variation







Heartwood is a light pinkish brown when freshly cut, darkening to a medium reddish brown with time and upon exposure to light. Wide sapwood is a pale yellowish color.



DISCLAIMER

A single sample may not accurately represent the full range of natural variations to be expected. Due to the inherent properties and characteristics of wood, these samples should be viewed as an approximation of what can be obtained. Some wood species have more natural variance in appearance than others. We have made every effort to make colors as accurate as possible. Colors on screen may vary depending on your screen setting and resolution.

CHERRY INFORMATION

AVERAGE DRIED WEIGHT		35 lbs/ft ³ (560 kg/m ³)
	GRAIN TEXTURE	The grain is usually straight—except for figured pieces with curly grain patterns. Has a fine, even texture with moderate natural luster.
	PRICING AVAILABILITY	Moderate. Quarter Cut available at a premium. <i>Readily Available</i>
	COVERED EXTERIOR RATING	Poor Good Excellent
	PHOTOSENSITIVITY	High Moderate Low
	CONSERVATION STATUS	LC - Least Concern (IUCN 3.1)
	VENEER OPTIONS	Rotary Cut Flat Cut Quarter Cut

CONTACT OUR TEAM

T 604-776-2265
2320 Peardonville Road, Abbotsford, BC
Canada V2T 6J8
sales@lineaceilings.com lineaceilings.com

