

WALNUT BLACK

SCIENTIFIC NAME: *Juglans nigra*



DISTRIBUTION AND AVAILABILITY







- Eastern North America
- Reasonably Available

COLOR:

Range Variation

Heartwood can range from a lighter pale brown to a dark chocolate brown with darker brown streaks. Color can sometimes have a grey, purple, or reddish cast. Sapwood is pale yellow-gray to nearly white. Figured grain patterns such as curl, crotch, and burl are also seen. Walnut may lighten over time to a golden-brown color with exposure to light.



DISCLAIMER

A single sample may not accurately represent the full range of natural variations to be expected. Due to the inherent properties and characteristics of wood, these samples should be viewed as an approximation of what can be obtained. Some wood species have more natural variance in appearance than others. We have made every effort to make colors as accurate as possible. Colors on screen may vary depending on your screen setting and resolution.

LINEA

Species Overview

BLACK WALNUT INFORMATION

AVERAGE DRIED WEIGHT

38 lbs/ft³ (610) kg/m³



GRAIN | TEXTURE

Grain is generally straight, but can be irregular. Has a medium texture and moderate natural luster.




PRICING | AVAILABILITY

Premium. Quarter Cut available at a premium.
Reasonably Available



COVERED EXTERIOR RATING

Poor | Good | Excellent



PHOTOSENSITIVITY

High | Moderate | Low



CONSERVATION STATUS

LC - Least Concern (IUCN 3.1)



VENEER OPTIONS

Flat Cut | Quarter Cut

CONTACT OUR TEAM

T 604-776-2265

2320 Peardonville Road, Abbotsford, BC
Canada V2T 6J8

sales@lineaceilings.com lineaceilings.com

