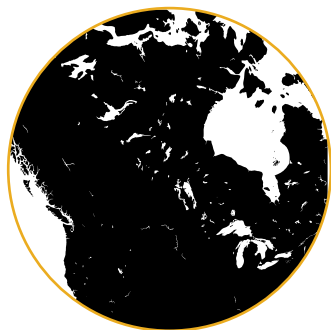


## WHITE BIRCH

SCIENTIFIC NAME: *Betula papyrifera*



### DISTRIBUTION AND AVAILABILITY





- Northern and Central North America
- Readily Available

### COLOR:

#### Range Variation

Heartwood tends to be a light reddish brown, with nearly white sapwood. Occasionally figured pieces are available with a wide, shallow curl like the curl found in Cherry. There is virtually no color distinction between annual growth rings, giving Birch a somewhat dull, uniform appearance









#### DISCLAIMER

A single sample may not accurately represent the full range of natural variations to be expected. Due to the inherent properties and characteristics of wood, these samples should be viewed as an approximation of what can be obtained. Some wood species have more natural variance in appearance than others. We have made every effort to make colors as accurate as possible. Colors on screen may vary depending on your screen setting and resolution.

# LINEA

## Species Overview

### WHITE BIRCH INFORMATION

		38 lbs/ft <sup>3</sup> (610 kg/m <sup>3</sup> )
<b>AVERAGE DRIED WEIGHT</b>		
	GRAIN   TEXTURE	Grain is generally straight or slightly wavy, with a fine, even texture. Low natural luster
	PRICING   AVAILABILITY	Low to Moderate. Readily Available
	COVERED EXTERIOR RATING	<b>Poor</b>   Good   Excellent
	PHOTOSENSITIVITY	High   <b>Moderate</b>   Low
	CONSERVATION STATUS	LC - Least Concerned (IUCN 3.1); G5 - Secure (NatureServe)
	VENEER OPTIONS	Rotary Cut   Flat Cut

CONTACT OUR TEAM

T 604-776-2265

2320 Peardonville Road, Abbotsford, BC  
Canada V2T 6J8

sales@lineaceilings.com [lineaceilings.com](http://lineaceilings.com)

